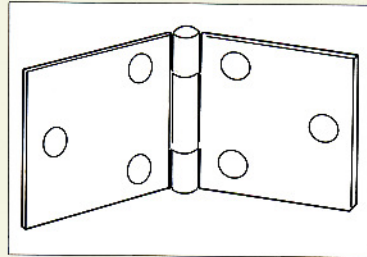



**Steel Backflaps**

A general purpose 50mm hinge for scenery.  
Material: Mild steel  
Fixing: No. 8 C.S.K. wood screws.

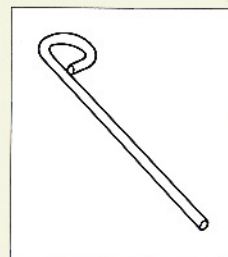


**Loose Pin Hinge**

Loose pin hinges provide a fast and simple means of separating scenery flats.  
Material: Mild steel  
Fixing: No. 8 C.S.K. wood screws.



Hinges are supplied in pairs (4 flaps) without pins.

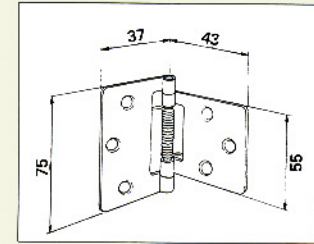


**Hinge Pin**  
(Loose Looped)



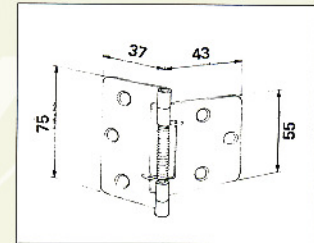
**Single Action Spring Hinge To Open**

To hold light scenery doors open.  
Material: Mild steel.  
Fixing: No. 8 C.S.K. wood screws.



**Single Action Spring Hinge To Close**

To hold light scenery doors closed.  
Material: Mild steel.  
Fixing: No. 8 C.S.K. wood screws.



**Double Action Spring Hinge**

To hold light scenery doors in the closed position but allow them to swing in either direction.  
Material: Mild Steel  
Fixing: No. 8 C.S.K. wood screws.

